
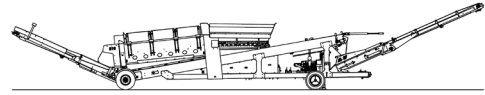


SPECIFICATIONS

516RE Trommel



Note: Optional equipment may be displayed



DESCRIPTION

Heavy duty mobile trommel with following features:

- 5' x 16' heavy duty trommel drum
- 100 hp diesel engine
- Wheeled mobility
- Integrated hydraulic folding stockpiling conveyors
- Remote control radial conveyor
- Fast on-site setup time (10 minutes)

SAFETY FEATURES

- External belt alignment points
- External grease points
- Full safety guarding for nip points

DIMENSIONS AND WEIGHTS

Working Dimensions

Length.....	26.06 m (85' – 6")
Width	14.82 m (48' – 8")
Height	4.61 m (15' – 1½")

Transport Dimensions

Length.....	16.01 m (52' – 6½")
Width	2.90 m (9' – 6")
Transport Height.....	4.12 m (13' – 6")
Loading Height	3.04 m (10' – 0")

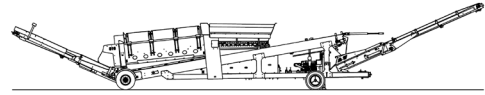
Weight (approximate).....	16 300 kg (36 000 lbs)
---------------------------	------------------------

CAPACITIES

Hydraulic tank capacity	680 L (180 US gal)
Diesel tank capacity.....	295 L (78 US gal)
Hopper Capacity.....	3.44 m ³ (4.5 yd ³)

FEED CONVEYOR

Belt width	750 mm (30")
Belt spec.....	Plain 500/3 5+1.5
Drive drum diameter.....	324 mm (12 ¾")
Tail drum diameter.....	254 mm (10")
Gearbox.....	Brevini CTD2051
Gearbox ratio.....	34,7:1
Motor	Sam Hydraulik BRZ250
Flow rate	68 lpm (18 US gpm)
Adjustable speed	Yes
Maximum speed	8 rpm

**FINES CONVEYOR**

Belt width	1200 mm (48")
Belt spec	Plain 400/3 4+2
Drive drum diameter	254 mm (10")
Tail drum diameter	254 mm (10")
Motor	White RE32
Flow rate	83 lpm (22 US gpm)
Maximum speed	157 rpm

RADIAL CONVEYOR

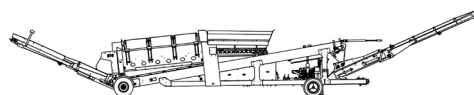
Stockpile height	4.61 m (15' – 1 ½")
Belt width	750 mm (30")
Belt spec	Plain - 400/3 4+2
Drive drum diameter	254 mm (10")
Tail drum diameter	254 mm (10")
Motor	White RE32
Flow rate	83 lpm (22 US gpm)
Maximum speed	157 rpm

OVERSIZE CONVEYOR

Stockpile height	3.08 m (10' – 1")
Belt width	750 mm (30")
Belt spec	Chevron - 315/3 3+1.5
Drive drum diameter	254 mm (10")
Tail drum diameter	254 mm (10")
Motor	White RE32
Flow rate	39 lpm (10 US gpm)
Maximum speed	38 rpm
Adjustable speed	Yes

TROMMEL (DRUM)

Dimensions	1.52 m x 4.88 m (5' x 16')
Screening Area	17.65 m ² (190 ft ²)
Trommel angle	5 deg
Trommel motor	White DT19 (19.3 cc/rev)
Drive system	Direct drive with 18x7 rubber wheels
Hydraulic flow rate	125 lpm (33 US gpm)
Trommel speed	10 – 30 rpm
Adjustable speed	Yes
Longitudinal Trommel Supports	4 angle type lifters
Cleaning Brushes	Ground adjustable Ø16x 50" polyester brushes

**POWERUNIT AND HYDRAULICS**

Engine power.....	100 hp diesel engine
Engine speed.....	2200 rpm
Flywheel pump 1	P257 64, 42, 35, 10
LH PTO pump 2.....	P124 20
Total system flow.....	303 lpm (83 US gpm) (TBD)
Hydraulic tank ratio.....	2.3 : 1
Hydraulic oil cooler	Yes

ELECTRICS

Emergency stops.....	4 off, 2 powerunit, 2 chassis RH&LH
Chassis cabling	Armored cable
Start Siren.....	Yes – 10 sec delay
Remote radial	Yes - 6 function timed
Engine shutdowns:	
▪ Low oil pressure	
▪ High water temperature	
▪ Air filter blockage (selectable)	
▪ Fuel contamination	
▪ Low hydraulic tank level	

WHEELS

Axle.....	Single Axle
Wheels.....	Dual wheel 11/R22.5 (4 tires)
Spring suspension	No
Brakes	Yes
Mudguards.....	Yes
ABS	Option

OPTIONS

- Hydraulic Tipping Grid
- Double Brushes
- Auto Reversing Fan
- Auxiliary Hydraulic Circuit
- Punch Plate Screens
- Remote Feeder on/off
- Spare Drum

