

DIECI



PEGASUS 360°

45.30 | 50.25 | 50.26 | 60.16 | 60.21



dieci.com

PERFORMANCE

Vehicle model	PEGASUS 45.30	PEGASUS 50.25	PEGASUS 50.26	PEGASUS 60.16	PEGASUS 60.21
Maximum capacity	4500 kg (9921 lb)	4999 kg (11021 lb)	5000 kg (11023 lb)	6000 kg (13228 lb)	6000 kg (13228 lb)
Maximum lifting height	29,6 m (97,1 ft)	24,10 m (79,1 ft)	25,7 m (84,3 ft)	16,20 m (53,1 ft)	20,50 m (67,3 ft)
Maximum horizontal extension	26,0 m (85,3 ft)	21,50 m (70,5 ft)	21,9 m (71,9 ft)	13,70 m (44,9 ft)	18,10 m (59,4 ft)
Fork swiveling angle	133°	133°	133°	133°	133°
Towing force	10000 daN (22481 lbf)	9400 daN (21132 lbf)	10000 daN (22481 lbf)	9400 daN (21132 lbf)	9400 daN (21132 lbf)
Maximum climb angle	40%	40%	40%	40%	40%
Unladen weight	22150 kg (48832 lb)	18100 kg (39904 lb)	21000 kg (46297 lb)	17300 kg (38140 lb)	17800 kg (39242 lb)
Max speed (referred to wheels with maximum permitted diameter)	40 km/h (24,9 mph)	40 km/h (24,9 mph)	40 km/h (24,9 mph)	40 km/h (24,9 mph)	40 km/h (24,9 mph)

BOOM

Vehicle model	PEGASUS 45.30	PEGASUS 50.25	PEGASUS 50.26	PEGASUS 60.16	PEGASUS 60.21
Lifting	14,5 s	21,9 s	14,5 s	24,8 s	21,9 s
Descent	9,5 s	13,8 s	9,5 s	16,5 s	13,8 s
Extension	29,0 s	44,4 s	30 s	24,7 s	31,2 s
Retraction	14,0 s	23,1 s	15 s	11,6 s	17,4 s
Forward swiveling	2,1 s	3,7 s	2,1 s	5,7 s	3,7 s
Reverse swiveling	1,3 s	2,3 s	1,3 s	2,5 s	2,3 s

ENGINE

Vehicle model	PEGASUS 45.30	PEGASUS 50.25	PEGASUS 50.26	PEGASUS 60.16	PEGASUS 60.21
Brand	FPT	Perkins	FPT	Perkins	Perkins
Nominal power	125 kW (168 HP)	100 kW (134 HP)	125 kW (168 HP)	100 kW (134 HP)	100 kW (134 HP)
@rpm	2200 rpm	2200 rpm	2200 rpm	2200 rpm	2200 rpm
Peak power	127 kW (170 HP)	100 kW (134 HP)	127 kW (170 HP)	100 kW (134 HP)	100 kW (134 HP)
@rpm	1900 rpm	2200 rpm	1900 rpm	2200 rpm	2200 rpm
Operation	4-stroke	4-stroke	4-stroke	4-stroke	4-stroke
Injection	Electronic, Common Rail	Electronic, Common Rail	Electronic, Common Rail	Electronic, Common Rail	Electronic, Common Rail
Number and arrangement of cylinders	4, Vertical in line	4, Vertical in line	4, Vertical in line	4, Vertical in line	4, Vertical in line
Displacement	4485 cm ³ (274 in ³)	3621 cm ³ (221 in ³)	4485 cm ³ (274 in ³)	3621 cm ³ (221 in ³)	3621 cm ³ (221 in ³)
Consumption	280 g/kWh (460,6 lb/Hp h)	216 g/kWh (355,32 lb/Hp h)	280 g/kWh (460,6 lb/Hp h)	216 g/kWh (355,32 lb/Hp h)	216 g/kWh (355,32 lb/Hp h)
@rpm	1900 rpm	1900 rpm	1900 rpm	1900 rpm	1900 rpm
Emission standard	Stage IV/Tier 4f	Stage V/Tier 4f	Stage IV/Tier 4f	Stage V/Tier 4f	Stage V/Tier 4f
Exhaust gas treatment	DOC+SCR (AdBlue)	DOC+DPF+SCR (with AdBlue)	DOC+SCR (AdBlue)	DOC+DPF+SCR (with AdBlue)	DOC+DPF+SCR (with AdBlue)
Cooling system	Liquid	Liquid	Liquid	Liquid	Liquid
Intake	16-valve turbo compressor, aftercooler	16-valve turbocharger with aftercooler.	16-valve turbo compressor, aftercooler	16-valve turbocharger with aftercooler.	16-valve turbocharger with aftercooler.

DIFFERENTIAL AXLES

Vehicle model	PEGASUS 45.30	PEGASUS 50.25	PEGASUS 50.26	PEGASUS 60.16	PEGASUS 60.21
Type of axles	2 steering, with 4 planetary reduction gears	2 steering, with 4 epicycloidal reduction gears	2 steering, with 4 epicycloidal reduction gears	2 steering, with 4 epicycloidal reduction gears	2 steering, with 4 epicycloidal reduction gears
Type of steering	4 wheels / transversal / 2 wheels	4 wheels / transversal / 2 wheels	4 wheels / transversal / 2 wheels	4 wheels / transversal / 2 wheels	4 wheels / transversal / 2 wheels
Front axle	With transverse leveling device driven by the cab	With transverse leveling device with control in the cab	With transverse leveling device driven by the cab	With transverse leveling device with control in the cab	With transverse leveling device with control in the cab
Rear axle	Swinging	Oscillating with automatic lock	Swinging	Oscillating with automatic lock	Oscillating with automatic lock
Service braking	Oil bath with servo brake on front and rear axle with double hydraulic system	Oil bath with servo brake on front and rear axle with double hydraulic system	Oil bath with servo brake on front and rear axle with double hydraulic system	Oil bath with servo brake on front and rear axle with double hydraulic system	Oil bath on front and rear axles with servo brake with double hydraulic system
Parking braking	Negative actuation with electrical control	Negative actuation with electrical control	Negative actuation with electrical control	Negative actuation with electrical control	Negative actuation with electrical control

HYDRAULIC SYSTEM

Vehicle model	PEGASUS 45.30	PEGASUS 50.25	PEGASUS 50.26	PEGASUS 60.16	PEGASUS 60.21
Hydraulic pump type	Variable displacement pump with Load Sensing for power steering and movements	Variable displacement pump with Load Sensing for power steering and movements. Gear pump for auxiliary services.	Variable displacement pump with Load Sensing for power steering and movements	Variable displacement pump with Load Sensing for power steering and movements. Gear pump for auxiliary services.	Variable displacement pump with Load Sensing for power steering and movements. Gear pump for auxiliary services.
Hydraulic pump capacity	290 L/min (76,6 gal/min)	190 L/min (50,2 gal/min)	290 L/min (76,6 gal/min)	190 L/min (50,2 gal/min)	190 L/min (50,2 gal/min)
Max. operating pressure	30,0 MPa (4351 psi)	30,0 MPa (4351 psi)	30,0 MPa (4351 psi)	30,0 MPa (4351 psi)	30,0 MPa (4351 psi)
Distributor control	Dual proportional Joystick	Proportional 5in1 Joystick	Dual proportional Joystick	Proportional 5in1 Joystick	Proportional 5in1 Joystick
Distributor type	Hydraulic in 5 sections with "Load Sensing" proportional electronic servo-control with "Flow Sharing", 5 simultaneous movements with independent maximum speed control of each movement	Hydraulic in 5 sections with "Load Sensing" proportional electronic servo-control with "Flow Sharing", 5 simultaneous movements with independent maximum speed control of each movement. Continuous oil function on hydraulic socket.	Hydraulic in 5 sections with "Load Sensing" proportional electronic servo-control with "Flow Sharing", 5 simultaneous movements with independent maximum speed control of each movement	Hydraulic in 5 sections with "Load Sensing" proportional electronic servo-control with "Flow Sharing", 5 simultaneous movements with independent maximum speed control of each movement. Continuous oil function on hydraulic socket.	Hydraulic in 5 sections with "Load Sensing" proportional electronic servo-control with "Flow Sharing", 5 simultaneous movements with independent maximum speed control of each movement. Continuous oil function on hydraulic socket.

REFUELING

Vehicle model	PEGASUS 45.30	PEGASUS 50.25	PEGASUS 50.26	PEGASUS 60.16	PEGASUS 60.21
Hydraulic system (total)	320,0 L (84,54 gal)	270,0 L (71,33 gal)	320,0 L (84,54 gal)	270,0 L (71,33 gal)	270,0 L (71,33 gal)
Fuel tank	220,0 L (58,12 gal)	180,0 L (47,55 gal)	220,0 L (58,12 gal)	180,0 L (47,55 gal)	180,0 L (47,55 gal)
AdBlue tank	35,0 L (9,25 gal)	19 L (5,02 gal)	35,0 L (9,25 gal)	19 L (5,02 gal)	19 L (5,02 gal)

TRANSMISSION

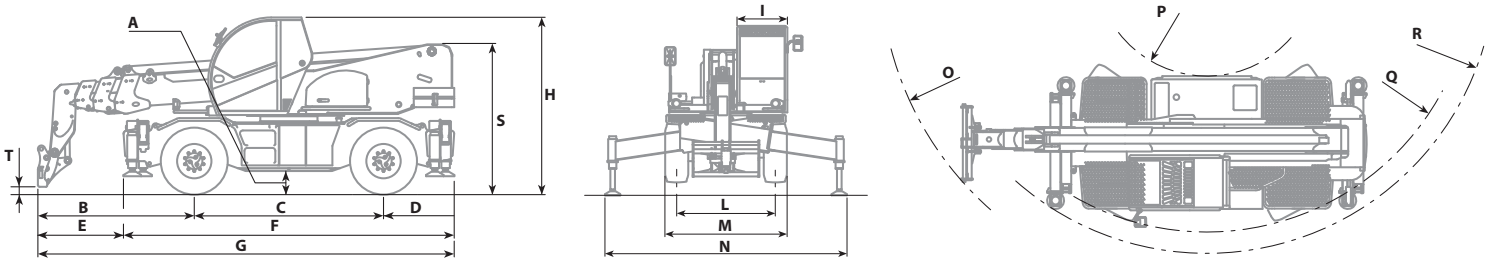
Vehicle model	PEGASUS 45.30	PEGASUS 50.25	PEGASUS 50.26	PEGASUS 60.16	PEGASUS 60.21
Transmission type	Hydrostatic with continuous adjustment and electronic control	Hydrostatic with variable displacement pump	Hydrostatic with electronic control with variable displacement pump and ECO function	Hydrostatic with variable displacement pump	Hydrostatic with variable displacement pump
Hydraulic motor	Hydrostatic with continuous automatic adjustment	Hydrostatic with continuous automatic adjustment	Hydrostatic with continuous automatic adjustment	Hydrostatic with continuous automatic adjustment	Hydrostatic with continuous automatic adjustment
Reversal	Electrohydraulic	Electro-Hydraulic operated with vehicle in motion	With electronic control operated with vehicle in motion	Electro-Hydraulic operated with vehicle in motion	Electro-Hydraulic operated with vehicle in motion
Inching	With electronic pedal for controlled forward movement	With electronic pedal for controlled forward movement	With electronic pedal for controlled forward movement	With electronic pedal for controlled forward movement	With electronic pedal for controlled forward movement
Transmission gearbox	Servocontrolled 2-speed	Servo-controlled 2-speed	Servo-controlled 2-speed	Servo-controlled 2-speed	Servo-controlled 2-speed

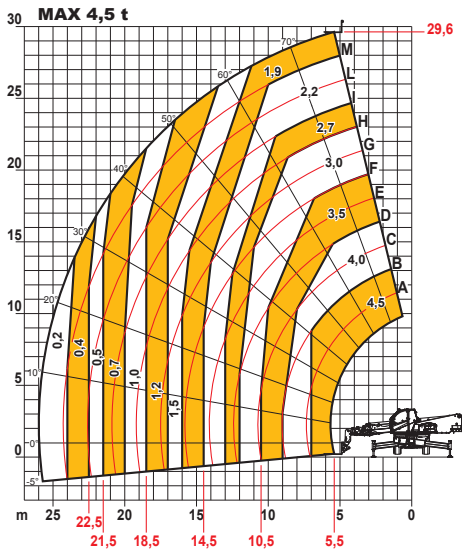
TIRES

Vehicle model	PEGASUS 45.30	PEGASUS 50.25	PEGASUS 50.26	PEGASUS 60.16	PEGASUS 60.21
Standard tires	18R22.5"	18R22.5"	18R22.5"	18R22.5"	18R22.5"
Optional tires	18x22.5"	18x22.5"	-	18-22.5"	18-22.5"

DIMENSIONS

Vehicle model	PEGASUS 45.30	PEGASUS 50.25	PEGASUS 50.26	PEGASUS 60.16	PEGASUS 60.21
A	420 mm (16,5 in)	360 mm (14,2 in)	420 mm (16,5 in)	360 mm (14,2 in)	360 mm (14,2 in)
B	3230 mm (127,2 in)	3410 mm (134,3 in)	3239 mm (127,5 in)	2657 mm (104,6 in)	2835 mm (111,6 in)
C	3300 mm (129,9 in)	2950 mm (116,1 in)	3240 mm (127,6 in)	2950 mm (116,1 in)	2950 mm (116,1 in)
D	1870 mm (73,6 in)	1640 mm (64,6 in)	1870 mm (73,6 in)	1364 mm (53,7 in)	1365 mm (53,7 in)
E	1955 mm (77 in)	2240 mm (88,2 in)	1370 mm (53,9 in)	1486 mm (58,5 in)	1665 mm (65,6 in)
F	6455 mm (254,1 in)	5290 mm (208,3 in)	6455 mm (254,1 in)	5290 mm (208,3 in)	5290 mm (208,3 in)
G	8400 mm (330,7 in)	8000 mm (315 in)	8409 mm (331,1 in)	6970 mm (274,4 in)	7150 mm (281,5 in)
H	3095 mm (121,9 in)	3030 mm (119,3 in)	3095 mm (121,9 in)	3030 mm (119,3 in)	3030 mm (119,3 in)
I	980 mm (38,6 in)	980 mm (38,6 in)	980 mm (38,6 in)	980 mm (38,6 in)	980 mm (38,6 in)
L	2000 mm (78,7 in)	1920 mm (75,6 in)	2000 mm (78,7 in)	1920 mm (75,6 in)	1920 mm (75,6 in)
M	2500 mm (98,4 in)	2380 mm (93,7 in)	2500 mm (98,4 in)	2380 mm (93,7 in)	2380 mm (93,7 in)
N	5625 mm (221,5 in)	5070 mm (199,6 in)	5625 mm (221,5 in)	5070 mm (199,6 in)	5070 mm (199,6 in)
O	5960 mm (234,6 in)	6000 mm (236,2 in)	5360 mm (211 in)	5489 mm (216,1 in)	5630 mm (221,7 in)
P	1535 mm (60,4 in)	1700 mm (66,9 in)	1535 mm (60,4 in)	1700 mm (66,9 in)	1700 mm (66,9 in)
Q	4400 mm (173,2 in)	4430 mm (174,4 in)	4400 mm (173,2 in)	4430 mm (174,4 in)	4430 mm (174,4 in)
R	4915 mm (193,5 in)	4790 mm (188,6 in)	4915 mm (193,5 in)	4790 mm (188,6 in)	4790 mm (188,6 in)
S	2752 mm (108,3 in)	2651 mm (104,4 in)	2752 mm (108,3 in)	2581 mm (101,6 in)	2556 mm (100,6 in)
T	90 mm (3,5 in)	85 mm (3,3 in)	131 mm (5,2 in)	124 mm (4,9 in)	119 mm (4,7 in)

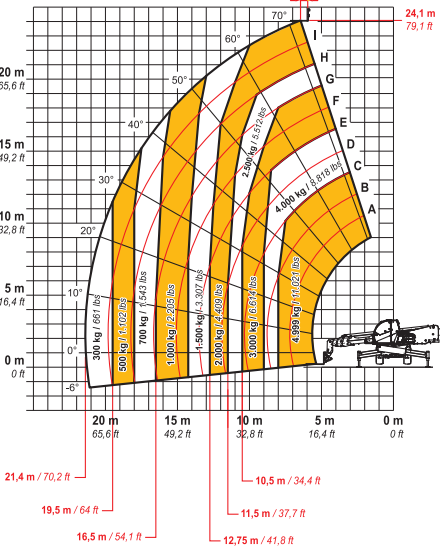




DOCDI0000677



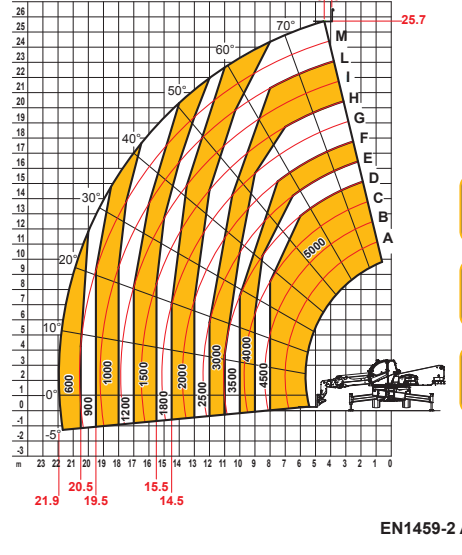
45.30



DOCDI0001217



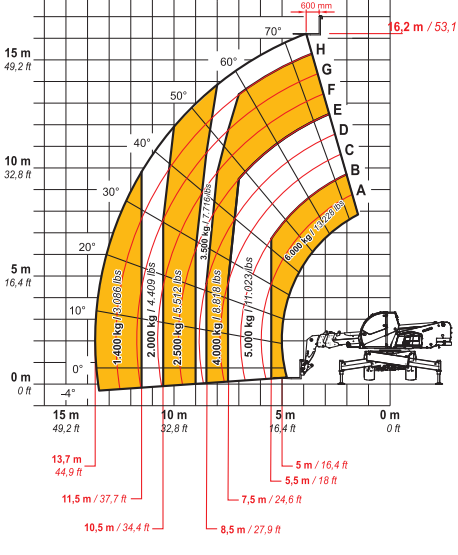
50.25



DOCDI0000859



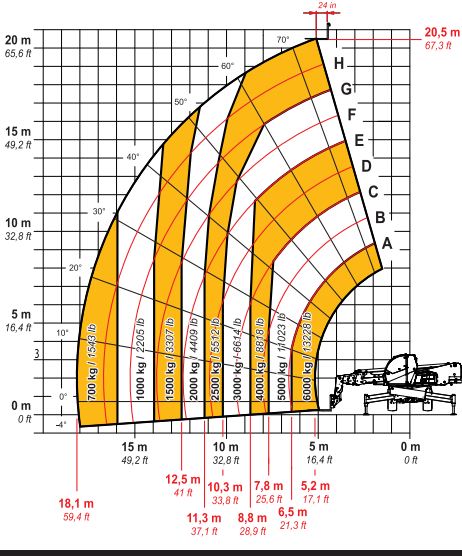
50.26



DOCDI0001241



60.16



DOCDI0001119



60.21