
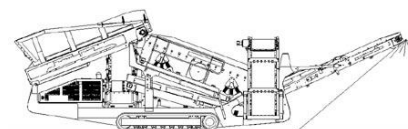


# ***SPECIFICATIONS***



# ***McCloskey*** ***R155***

**DESCRIPTION**

Heavy duty mobile screener with following features:

- 16x5 heavy duty high energy 2 bearing screenbox.
- 127Hp diesel engine.
- Track mobile.
- Direct feed Hardox lined hopper.
- Travel out fixed walkways.
- Integrated hydraulic folding stockpiling conveyors.
- Fast on site setup time – 10 minutes.
- Screen raises at lower end for easy bottom deck access.
- Service standing room inside Powerpack.

**DIMENSIONS AND WEIGHTS**

Length – working	15.21m (49' – 10")
Width – working	13.45m (44' – 1")
Length – transport	15.30m (50' – 2")
Width – transport	2.90m (9' – 6")
Height – transport	3.40m (11' – 2")
Weight – Belt feeder	32,700 Kgs (72,091 lbs)
Weight – Apron Feeder	35,420 Kgs (78,090 lbs)

**CAPACITIES**

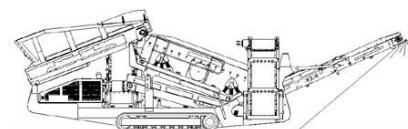
Diesel tank capacity	399 L (105 US gal)
Hydraulic tank capacity	630 L (166 US gal)
Capacity – hopper (level)	8.00 m <sup>3</sup> (10.48 yd <sup>3</sup> )

**BELT FEED CONVEYOR**

Belt width	1400mm (55")
Belt spec	Heavy Duty Plain 500/4 8+2
Drive drum dia.	335mm (13.1")
Tail drum dia.	320mm (12.5")
Gearbox	Bonfig 805 W2 x 2 off
Gearbox ratio	24.2 : 1
Gearbox torque	14,000Nm cont, 25,000Nm max
Motor	Danfoss OMSS125 x 2 off
Flow rate	101.2 Lpm (26.7 US gpm)
Adjustable speed	YES
Maximum speed	16.7 rpm

**COLLECTION CONVEYOR**

Belt width	1200mm (48")
Belt spec	Plain 400/3 4+2
Drive drum dia.	285mm (11.2")
Tail drum dia.	270mm (10.6")
Motor	Danfoss OMV800
Flow rate	101.2 Lpm (26.7 US gpm)
Adjustable speed	NO
Maximum speed	126.5 rpm

**TAIL CONVEYOR**

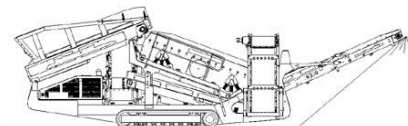
Stockpile height	2.77m (9' - 1") - 3.75m (12' - 3")
Angle	12 to 24 degrees adjustable
Belt width	1400mm (55")
Belt spec	Heavy Duty Chevron - 500/3 5+1.5
Drive drum dia.	285mm (11.2")
Tail drum dia.	270mm (10.6")
Motor	Danfoss OMT400
Flow rate	72.6 Lpm (19.2 US gpm)
Adjustable speed	YES
Maximum speed	90.8 rpm

**FINE PRODUCT SIDE CONVEYOR**

Stockpile height	3.47m (11' - 5") - 3.96m (13')
Angle	20 to 25 degrees adjustable
Belt width	900mm (36")
Belt spec	Plain - 400/3 4+2
Drive drum dia.	285mm (11.2")
Tail drum dia.	270mm (10.6")
Motor	Danfoss OMT400
Flow rate	50.6 Lpm (13.4 US gpm)
Adjustable speed	YES
Maximum speed	126.5 rpm

**MID PRODUCT SIDE CONVEYOR**

Stockpile height	2.51m (8' - 3") - 3.60m (11' - 10")
Angle	14 to 25 degrees adjustable
Belt width	900mm (36")
Belt spec	Plain - 400/3 4+2
Drive drum dia.	270mm (10.6")
Tail drum dia.	200mm (8")
Motor	Danfoss OMT400
Flow rate	50.6 Lpm (13.4 US gpm)
Adjustable speed	YES
Maximum speed	126.5 rpm

**SCREENBOX**

Dimensions – top deck	4.880m x 1.525m (16' x 5')
Dimensions – bottom deck	4.575m x 1.525m (15' x 5')
Bearing type	NSK 110mm bore – 22322 EVBC4
Screens – top deck	5' x 4' side tension – 4 off
Screens – bottom deck	5' x 5' end tension – 3 off
Tensioning – top deck	Quick release pin and wedge
Tensioning – bottom deck	Curved tension bar and adjuster
Screen angle	16 to 20 degrees adjustable
Screen motor	David Brown Hyd. MCC2213 (85.7cc/rev)
Drive system	Direct drive with HRC180 coupling
Hydraulic flowrate	101.2 Lpm (22.26gpm)
Speed adjustable	YES – Pressure compensated FCV
Screen stroke adjustable	6 – 10mm maximum
Screen shaft speed	1130 – 950 rpm
Screen 'g' force	4.29 – 5.05 g

**POWERUNIT AND HYDRAULICS**

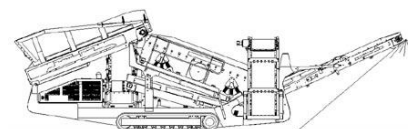
Engine	CAT C4.4
Engine power	127 HP
Engine speed	2200 rpm
Flywheel Pump 1	David Brown Hyd. 5046,5046,5033
LH PTO Pump 2	David Brown Hyd. 5023,5023
Total system flow	376 Lpm (99.3 US Gpm)
Hydraulic tank capacity	630 L (166 US Gal)
Hydraulic tank ratio	1.68 : 1
Hydraulic Oil cooler	YES

**ELECTRIC POWERUNIT AND HYDRAULICS (DUAL POWERUNIT)**

Electric Motors (50Hz)	37kW motor
Pump 1	73cc, 51cc, (50Hz)
Pump 2	73cc, 34cc, 34cc (50Hz)
<b>Electric Motors (60Hz)</b>	<b>37kW motor</b>
<b>Pump 1</b>	<b>61cc, 43cc, (60Hz)</b>
<b>Pump 2</b>	<b>61cc, 27cc, 27cc (60Hz)</b>
Control Panel	Yes
Total system flow	384 L (101.4 US Gpm)
Hydraulic Oil cooler	YES

**ELECTRICS**

Emergency stops	4 off, 2 powerunit RH&LH, 2 chassis front sides RH&LH.
Chassis cabling	Armored cable
Start Siren	YES – 10 sec delay
Engine shutdowns:	Low oil pressure High water temp Air filter blockage (selectable) Fuel contamination Low hydraulic tank level
Engine room light	YES



Radio control tracks  
Pendant track control

optional – Hetronic system  
YES – plugged in at feeder end

**TRACKS**

Width	500mm (19.7")
Length	3300mm (10' – 10") crs.
Height	739mm (29")
Gearbox	Bonfiglioli 709
Ratio	142:1
Motor	Rexroth A2FE 90
Speed max	1.14 Kph (0.71 Mph)
Flow rate	101.2 Lpm (26.7 US Gpm)
Attachment to chassis	Bolt On for quick change

**OPTIONS**

Heavy duty top deck finger screen.  
Bottom deck finger screen.  
Top deck punch plate screen.  
Bottom deck punch plate  
Top deck Bofor screen.  
Radio remote control for tracks.  
Plate Apron Feeder instead of Belt Feeder.

**APRON FEED CONVEYOR**

Apron width	1400mm (55")
Apron spec	10mm Hardox upper surface
Gearbox	Brevini 2090FP
Gearbox ratio	16:1
Gearbox torque	10,000Nm cont, 15,000Nm max
Motor	Danfoss OMTS400
Flow rate	101.2 Lpm (26.7 US gpm)
Adjustable speed	YES
Maximum speed	15.8 rpm

**SAFETY FEATURES**

External belt alignment points.  
External grease points.  
Engine safety shutdown systems.  
Full safety guarding for nip points.  
CE compliance.

