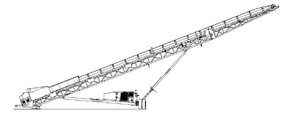


# SPECIFICATIONS: ST80



Note: Optional equipment may be displayed



## DESCRIPTION

Heavy duty mobile wheeled stockpiling conveyor with following features:

- 900mm (36") wide heavy duty 80' long conveyor
- 36.5kW (49hp) Diesel Engine
- Road towable
- Air brakes, mud flaps, lights
- Large feed hopper
- Hydraulic folding frame for easy transport
- Fast on-site setup time (5 minutes)
- Abundant service room inside power-pack

## DIMENSIONS AND WEIGHTS

### **Working Dimensions**

Length .....	25.31 m (83' – 0 ½")
Width .....	3.43 m (11' – 3")
Height.....	9.66 m (31' – 8 ½")

### **Transport Dimensions**

Length .....	18.73 m (61' – 5")
Width .....	3.13 m (10' – 3")
Height.....	4.12 m (13' – 6")
Overhang .....	8.06m (26' – 5")

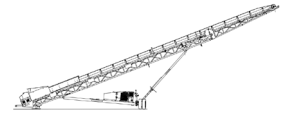
Weight (approximate).....	9 000 kg (20 000 lbs)
---------------------------	-----------------------

## CONVEYOR

Belt width.....	900 mm (36")
Belt length .....	24.38 m (80') drum centers
Belt spec .....	Heavy Duty Plain 36" – 3ply – 3/16 X 1/16
Drive drum diameter .....	355 mm (14")
Tail drum diameter .....	304 mm (12")
Motor .....	Eaton 630 cc/rev (38.4 cu.in/rev)
Flow rate .....	96 LPM (25.4 US GPM)
Drive drum maximum speed .....	152 rpm
Belt maximum speed .....	167 m/min (548 ft/min)

## CAPACITIES

Stockpile height.....	9.28 m (30' – 6")
Stockpile capacity .....	1556 m <sup>3</sup> (2035 yd <sup>3</sup> )
Radial pile capacity at 90°.....	5739 m <sup>3</sup> (7500 yd <sup>3</sup> )
Production .....	500 TPH (standard)
Optional Production .....	800 TPH (maximum)



## POWERUNIT AND HYDRAULICS

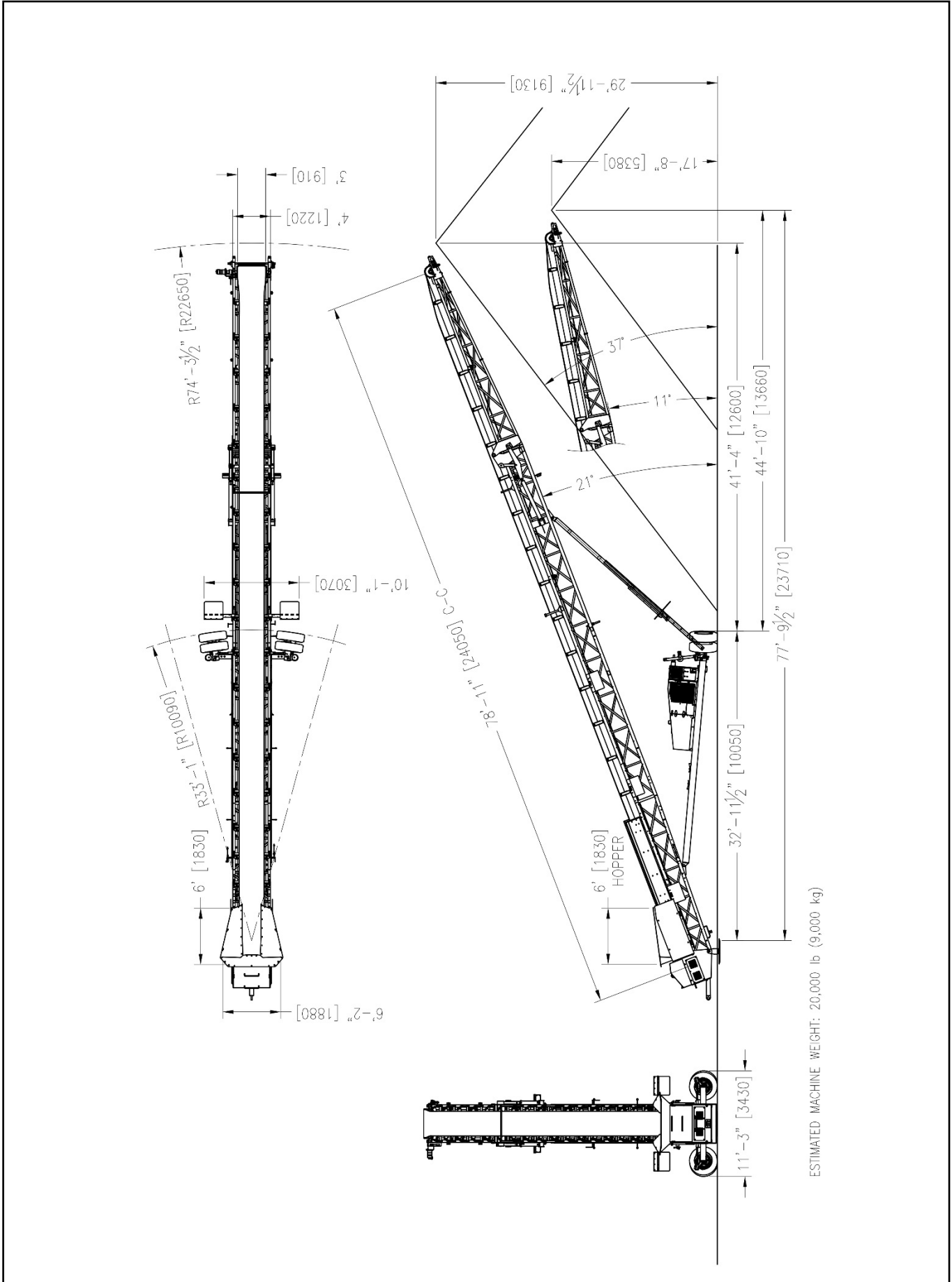
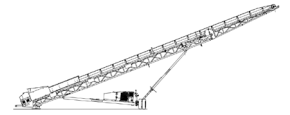
Engine power .....	36.5 kW (49 hp)
Engine speed .....	2400 rpm
Flywheel Pump .....	Permco 40cc (2.48 ci) cast iron
Total system flow .....	96 LPM (25.4 US GPM)
Hydraulic tank capacity .....	440 L (116 US gal)
Diesel tank capacity .....	330 L (87 US gal)
Hydraulic Oil cooler .....	Yes

## STANDARD FEATURES

External belt alignment points  
Ground Level Greasing on all pulley bearings  
Engine safety shutdown systems  
Full safety guarding for pinch points

## OPTIONS

Electric Drive  
Dual Power  
Chevron Belt  
Asgco Scraper  
Belt Scale  
Spray Bar  
Hydraulic Close Coupled Drive  
Anti-Segregation Paddle Wheel  
Auxiliary Guarding  
Hopper Wing Plates  
Hopper Wear Plate Liner  
Impact Idlers Under Hopper  
Axle Extensions  
Axle Jacks  
Landing Gear  
Powered Wheel Drive  
Magnet Material Separator



ESTIMATED MACHINE WEIGHT: 20,000 lb (9,000 kg)

